

STANDARD FEATURES

Spa Model	C736L
Seating Capacity	6
Acrylic	Standard
Dimensions (W x L x H)	84" x 84" x 39"
Dry Weight (Lbs.)	850 (386 kg)
Filled Weight (Lbs.)	4,390 (1,991 kg)
Water Capacity (Gal.)	425 (1,609 L)
High Performance Pump	2x 5.0 HP
Pump(s) Voltage	240V
True Blue Vacuum Safety Break	Yes
Exclusive Safety Suction System™	Yes
Total Stainless Steel Jets:	36
Neck Jets (MNW)	6
Neck Blasters (MFRW)	3
Neck Jets (MNW)	4
Ozone Jet (OZ)	1
Polystorm Accupressure - 6 spoke (PSA)	4
Storm (CXW)	12
Storm (MJW)	2
Sure Flow (SFW)	2
Tornado (T)	1
Whirlpool (W)	1
Exclusive Cal Quest 2000 Ozonator™	Yes
Waterfall, Vertical (OPT-331)	2
Pillows	5
2" Plumbing	Yes
Easy-Flo Air Venturi Valve	2
Gate Valve(s)	Yes
Comfort Diverter 1" Valve	2
Comfort Diverter 2" Valve	1
Exclusive Bio-Clean Filter™ Feeder with Weir Gate	75 sq. ft.
Spa Light (12V)	Yes
Exclusive Automatic Winterizing System	Yes
Exclusive "Green Pack" 40/50 Amp Equipment (Only Available with 2 pump system) (N/A with XL Option in Classic Series)	Yes
Equipment & Electrical	6200 Equipment with Mini Dash
Exclusive XL Heat Exchanger™ (5.5Kw)	Yes
Floor Drain	Yes
Wall Drain	Yes
Pressure Treated Cabinet Frame	Yes
Cal Preferred Cabinet Panel	Cal Design
Cover, Standard 5" Taper to 3"	Yes
Standard Bottom Tray	Yes
UL , CEC and VGB Approved	Yes
Warranty (Structural)	5 Years
Warranty (Finish)	5 Years
Warranty (Parts)	5 Years
Warranty (Labor)	5 Years



AVAILABLE OPTIONS

PLUMBING (continued)	
Cabinet Accessible Drain Valve	Opt-129
Quad Blaster (4 Jets with Valve)	OPT344
Neck Blasters (3 Jets with Valve)	OPT341
Neck Jets (2 Jets)	Opt-119
Turbo Air Injection (Adds 10 Air Jets)	Opt-800A
Supercharged Jets (will eliminate air valves)	Opt-800
Supercharged Jets / Turbo Air (Adds 10 Air Jets) (will eliminate air valves)	Opt-800C
EQUIPMENT	
Exclusive Pure XL™ System (XI Heater, Spa Cal Filtration, UV Light)	OPT-190-1
Exclusive Cal-Clarity™ Bromine Generator	Opt-911
Exclusive 24 Hr + Filtration™	OPT-112
Exclusive Spa Cal Filtration™	OPT-110
Exclusive Booster Pumps 2 x 6 HP	Opt-139
Exclusive Adjustable Therapy System (Therapy Seat) (S1)	Opt-109T
Exclusive Adjustable Therapy System (Therapy Lounge) (S2)	Opt-109L
Spa LED light	Opt-860
LED Perimeter / Waterline Lighting	Opt-860P
LED Underwater Lighting	Opt-865
Stereo System iPod Station Only with Four (4) 6" Speakers	Opt-S101
Stereo System CD player, MP3 with Four (4) 6" Speakers	Opt-S105
Marine Stereo System CD player, MP3 with Four (4) 6" Speakers	Opt-S115
Freestanding 32" Outdoor LCD TV with Swivel & Remote	ELE09306000
"iSound" Remote iPod Dock with Portable Speaker	ELE09307000
Subwoofer (N/A on 2 speakers system)	Opt-196
Wireless Spa Monitor (Requires XL Option)	ELE09300600
Dolphin Waterproof Floating RF Remote Control (Requires XL Option)	ELE09300800
RECOMMENDED ACCESSORIES	
Rock-It Cover Lift (Undermount)	ACC01601020
Comfort Steps Mist(Mi), Smoke(S) or Mahogany(M)	ACCOHS2()
Cantilever Umbrella with Cross Base Rust(R), Navy(N) or Cream()	ACC01800600()
Cantilever Umbrella with Flat Base Rust(R), Navy(N) or Cream()	ACC01800610()
Starter Chemical Kit (Bromine or Chlorine)	CHE07000290-B CHE07000295-C

AVAILABLE OPTIONS

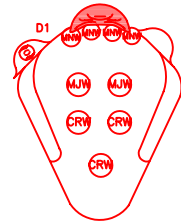
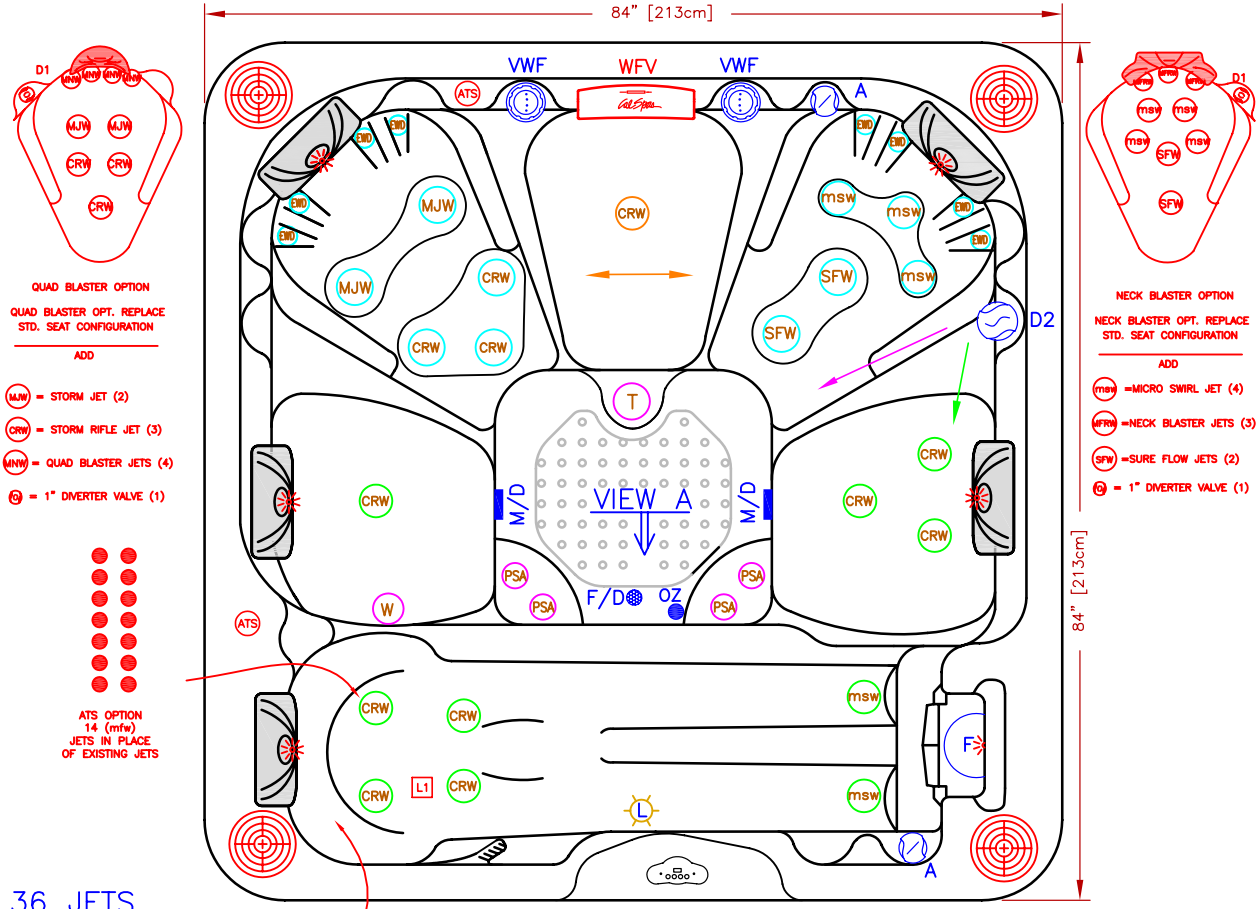
SHELL	
Cover, Deluxe 5" Taper to 3"	Opt-133
CABINET	
ABS Bottom Tray (Adds approx. 2-3" in height)(7' or 8' only)	OPT-247
Top Rail (N/A on Cal Wicker & Cal Choice Cabinets ; Adds approx 3" in width)	OPT-991
Full Foam Insulation	Opt-600
Thermo-Layer Cabinet	Opt-829
2 Corner Side Cabinet Lighting (Cal Preferred cabinets only)	Opt-863-2
4 Corner Side Cabinet Lighting (Cal Preferred cabinets only)	Opt-863-4
2 Corner Under Cabinet Lighting (Cal Preferred cabinets only)	Opt-864-2
4 Corner Under Cabinet Lighting (Cal Preferred cabinets only)	Opt-864-4
2 Corner Illumipanel Cabinet Lighting (Cal Preferred cabinets only)	Opt-866-2
4 Corner Illumipanel Cabinet Lighting (Cal Preferred cabinets only)	Opt-866-4
Cal Choice Cabinet Panels (N/A with Top rail)	OPT-972
PLUMBING	
Stainless Steel Cobalt Blue Jets	OPT417-BLU-2
Waterfall, Cascade (WFV)	Opt-329

XL OPTION

C736L-XL


- 1 Water Fall
- Two (2) 1" Comfort Diverter Valve with LED
- One (1) 2" Comfort Diverter Valve with LED
- 2 Easy-Flo Air Venturi with LED
- 3 Pillows with LED Logo
- 9800 Equipment with with Sound
- LED Lighting Opt-860P

LINE	CLASSIC
MODEL	C736L
NUM	

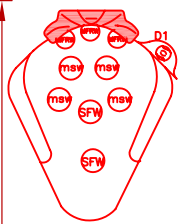


QUAD BLASTER OPTION
 QUAD BLASTER OPT. REPLACE
 STD. SEAT CONFIGURATION
 ADD

- (MJW) = STORM JET (2)
- (CRW) = STORM RIFLE JET (3)
- (M/W) = QUAD BLASTER JETS (4)
- (D) = 1" DIVERTER VALVE (1)



ATS OPTION
 14 (mfw)
 JETS IN PLACE
 OF EXISTING JETS



NECK BLASTER OPTION
 NECK BLASTER OPT. REPLACE
 STD. SEAT CONFIGURATION
 ADD

- (msw) = MICRO SWIRL JET (4)
- (MFW) = NECK BLASTER JETS (3)
- (SFW) = SURE FLOW JETS (2)
- (D) = 1" DIVERTER VALVE (1)

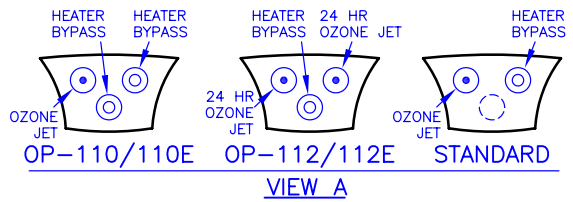
36 JETS LEGEND

QTY.	SYMB.	DESCRIPTION	
2	(MJW)	STORM JET	(PLU21703625)
12	(CRW)	STORM RIFLE JET	(PLU21703677)
2	(SFW)	SURE FLOW	(PLU21703626)
5	(msw)	MICRO SWIRL	(PLU21703632)
4	(PSA)	POWER STR ACCP	(PLU21703668)
8	(EWD)	NECK EURO JET	(PLU21703643)
1	(W)	WHIRPOOL	(PLU21703609)
1	(T)	TORNADO	(PLU21703629)
1	(OZ)	OZONE	
2	(A)	AIR VENTURI	
2	(VWF)	VERTICAL WATER FALL	
1	(D2)	2" DIVERTER VALVE	
1	(L)	LIGHT	
2	(M/D)	MAIN DRAIN	
1	(F)	FILTER (75 SQ.FT.)	
1	(F/D)	FLOOR DRAIN	

OPTIONS

- (S) = STEREO SYSTEM (INCLUDES 4 SPEAKERS)
- (ATS) = ATS CONTROL
- (L1) = ADJUSTABLE THERAPY SYSTEM LOUNGE
- (T) = TWIN BLASTER (2 MNW PLU21703427)
- (W) = WATERFALL W/VALVE (WV)
- (*) = PILLOW LED/FILTER LED
- (C) = 9800 CONTROLS & SOUNDS GOOD SYSTEM (US/CANADA)

US/INTERNATIONAL



VIEW A

SCALE: N/A

SPECIFICATIONS	
DIMENSIONS	84" X 84" X 39-1/2" [213cm X 213cm X 100cm]
WATER CAP.	425 GAL [1,609 L]
APP. WEIGHT	850 LBS [386 Kg]



TITLE

2010 SPA LINE CLASSIC SERIES C736L

DWG NO.	DWG BY S. LINARES
DATE 11/21/09	REVISED

NOTE:
 DUE TO OUR CONTINUOUS IMPROVEMENT PROGRAM, ALL MODELS
 AND SPECIFICATIONS ARE SUBJECT TO CHANGE WITHOUT NOTICE.