

STANDARD FEATURES

Spa Model	C965S
Seating Capacity	7-8
Acrylic	Standard plus
Dimensions (W x L x H)	93" x 130" x 39"
Dry Weight (Lbs.)	1,133 (514 kg)
Filled Weight (Lbs.)	5099(2,314kg)
Water Capacity (Gal.)	475 (1798 L)
High Performance Pump	3 x 5.0 HP
Pump(s) Voltage	240V
True Blue Vacuum Safety Break	Yes
Exclusive Safety Suction System™	Yes
Total Stainless Steel Jets:	63
Neck Euro Jet (EWD)	2
Micro Flow Jets (mfw)	28
Neck Blasters (MFRW)	3
Neck Jets (MNW)	4
Ozone Jet (OZ)	1
Polystorm Accupressure - 6 spoke (PSA)	4
Storm (CXW)	11
Sure Flow (SFW)	8
Tornado (T)	1
Whirlpool (W)	1
Exclusive Cal Quest 2000 Ozonator™	Yes
Waterfall, Cascade (OPT-329)	Yes (2)
Waterfall, Filter (OPT-334)	Yes
Pillows	7
2" Plumbing	Yes
Easy-Flo Air Venturi Valve	4
Gate Valve(s)	Yes
Comfort Diverter 1" Valve	3
Comfort Diverter 2" Valve	2
Exclusive Bio-Clean Filter™ Feeder with Weir Gate	150 sq. ft.
Spa Light (12V)	Yes
Exclusive Automatic Winterizing System	Yes
Equipment & Electrical	6300 Equipment with Mini Dash
Exclusive XL Heat Exchanger™ (5.5Kw)	Yes
Floor Drain	Yes
Wall Drain	Yes
Pressure Treated Cabinet Frame	Yes
Cal Preferred Cabinet Panel	Cal Design
Cover, Standard 5" Taper to 3"	Yes
Standard Bottom Tray	Yes
UL , CEC and VGB Approved	Yes
Warranty (Structural)	5 Years
Warranty (Finish)	5 Years
Warranty (Parts)	5 Years
Warranty (Labor)	5 Years

AVAILABLE OPTIONS

SHELL	
Cover, Deluxe 5" Taper to 3"	Opt-133
CABINET	
Top Rail (N/A on Cal Wicker & Cal Choice Cabinets ; Adds approx 3" in width)	OPT-991
Full Foam Insulation (Oversized Models)	Opt-601
Thermo-Layer Cabinet (Oversized Models)	Opt-829B
2 Corner Side Cabinet Lighting (Cal Preferred cabinets only)	Opt-863-2
4 Corner Side Cabinet Lighting (Cal Preferred cabinets only)	Opt-863-4
2 Corner Under Cabinet Lighting (Cal Preferred cabinets only)	Opt-864-2
4 Corner Under Cabinet Lighting (Cal Preferred cabinets only)	Opt-864-4
2 Corner Illumipanel Cabinet Lighting (Cal Preferred cabinets only)	Opt-866-2
4 Corner Illumipanel Cabinet Lighting (Cal Preferred cabinets only)	Opt-866-4
PLUMBING	
Stainless Steel Cobalt Blue Jets	OPT417-BLU-2
Waterfall, Vertical (VWF)	Opt-331
Waterfall, Vertical (VWF) (x2)	Opt-331-2
Cabinet Accessible Drain Valve	Opt-129
Neck Jets (2 Jets)	Opt-119



AVAILABLE OPTIONS

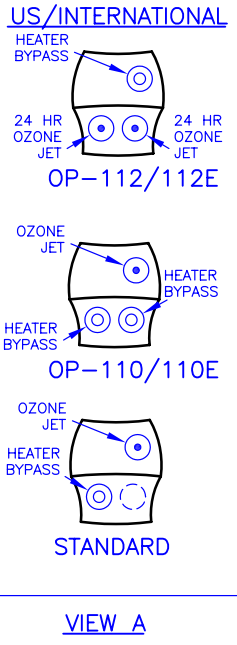
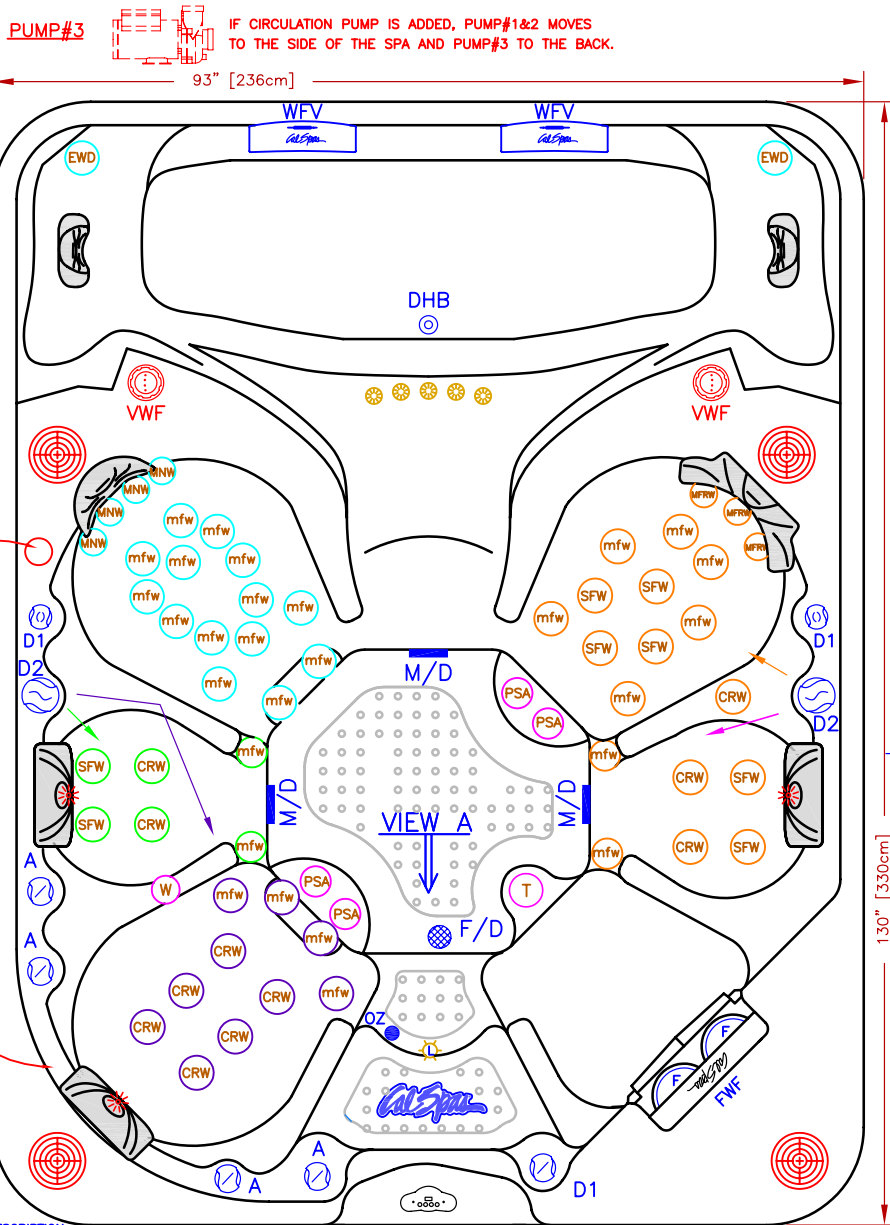
PLUMBING (continued)	
Turbo Air Injection (Adds 10 Air Jets)	Opt-800A
Supercharged Jets (will eliminate air valves)	Opt-800
Supercharged Jets / Turbo Air (Adds 10 Air Jets) (will eliminate air valves)	Opt-800C
EQUIPMENT	
Exclusive Pure XL™ System (XI Heater, Spa Cal Filtration, UV Light)	OPT-190-1
Exclusive Cal-Clarity™ Bromine Generator	Opt-911
Exclusive 24 Hr + Filtration™	OPT-112
Exclusive Spa Cal Filtration™	OPT-110
Exclusive Adjustable Therapy System (Therapy Seat) (S1)	Opt-109T
Exclusive Adjustable Therapy System (Therapy Lounge) (S2)	Opt-109L
Spa LED light	Opt-860
LED Perimeter / Waterline Lighting	Opt-860P
LED Underwater Lighting	Opt-865
Stereo System iPod Station Only with Four (4) 6" Speakers	Opt-S101
Stereo System CD player, MP3 with Four (4) 6" Speakers	Opt-S105
Marine Stereo System CD player, MP3 with Four (4) 6" Speakers	Opt-S115
Freestanding 32" Outdoor LCD TV with Swivel & Remote	ELE09306000
*iSound® Remote iPod Dock with Portable Speaker	ELE09307000
Subwoofer (N/A on 2 speakers system)	Opt-196
Wireless Spa Monitor (Requires XL Option)	ELE09300600
Dolphin Waterproof Floating RF Remote Control (Requires XL Option)	ELE09300800
RECOMMENDED ACCESSORIES	
Rock-It Cover Lift (Undermount)	ACC01601020
Comfort Steps Mist(Mi), Smoke(S) or Mahogany(M)	ACCOHS2()
Cantilever Umbrella with Cross Base Rust(R), Navy(N) or Cream()	ACC01800600()
Cantilever Umbrella with Flat Base Rust(R), Navy(N) or Cream()	ACC01800610()
Starter Chemical Kit (Bromine or Chlorine)	CHE07000290-B CHE07000295-C

XL OPTION

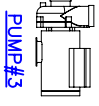
C965S-XL

- 2 Water Falls
- Two (2) 1" Comfort Diverter Valve with LED
- Two (2) 2" Comfort Diverter Valve with LED
- 4 Easy-Flo Air Venturi with LED
- 5 Pillows with LED Logo
- 9800 Equipment with with AUX panel and Sound
- LED Lighting Opt-860P

LINE	CLASSIC
MODEL	C963S
NUM	

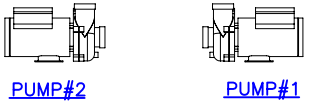


AUX OPT



63 JETS LEGEND

QTY.	SYMB.	DESCRIPTION
2	(EWD)	NECK EURO JET (PLU21703643)
11	(CRW)	STORM RIFLE JET (PLU21703677)
8	(SFW)	SURE FLOW (PLU21703626)
28	(mfw)	MICRO FLOW (PLU21703631)
1	(T)	TORNADO JET (PLU21703629)
1	(W)	WHIRPOOL (PLU21703609)
4	(PSA)	POWER STR. ACCP. (PLU21703668)
3	(MFRW)	NECK BLASTER JETS(PLU21703627)
4	(MNV)	QUAD BLASTER JETS(PLU21703628)
1	(OZ)	OZONE
4	(A)	AIR VENTURI
3	(D1)	1" DIVERTER VALVE
2	(D2)	2" DIVERTER VALVE
1	(L)	LIGHT
3	(M/D)	MAIN DRAIN
2	(F)	FILTER (150 SQ.FT.)
1	(F/D)	FLOOR DRAIN
2	(WFV)	WATERFALL W/VALVE
1	(FWF)	FILTER WATERFALL
1	(DHB)	DRAIN/HEATER-BYPASS



OPTIONS

- = STEREO SYSTEM (INCLUDES 4 SPEAKERS)
- = TWIN BLASTER (2 MNW PLU21703427)
- = VERTICAL WATERFALL (2 VWF)
- = PILLOW LED/FILTER LED
- = 9800 CONTROLS, AUX PANEL & SOUNDS GOOD SYSTEM (US/CANADA)

SCALE: N/A

SPECIFICATIONS	
DIMENSIONS	93" X 130" X 39-1/2" [236cmX330cmX100cm]
WATER CAP.	475 GAL [1,798 L]
APP. WEIGHT	1133LBS [514 Kg]



TITLE
**2010 SPA LINE
CLASSIC SERIES
C963S**

DWG NO.

DWG BY
S. LINARES

DATE
11/21/09

REVISED

NOTE:
DUE TO OUR CONTINUOUS IMPROVEMENT PROGRAM, ALL MODELS AND SPECIFICATIONS ARE SUBJECT TO CHANGE WITHOUT NOTICE.