

# VICTORY XTREME

# VX848B

## STANDARD FEATURES

SPA MODEL	VX848B
Seating Capacity	6
Acrylic	Basic
Dimensions (W x L x H)	93" x 93" x 39"
Dry Weight (Lbs.)	900 (408 kg)
Filled Weight (Lbs.)	4,648 (2,108 kg)
Water Capacity (Gal.)	450 (1,703 L)
High Performance Pump	2 x 5.0 BHP
Pump(s) Voltage	240V
True Blue Vacuum Safety Break	Yes
<b>Total Stainless Steel Jets:</b>	<b>48</b>
Euro Less Eyeball (ELE)	18
Micro Flow Directional - 6 spoke (mfc)	12
Neck Jets (MNW)	2
Ozone Jet (OZ)	1
Polystorm Directional - 6 spoke (PSD)	12
Power Storm Twister - 6 spoke (PST)	3
Ozonator (102C)	Yes
Pillows	3
2" Plumbing	Yes
Gate Valve(s)	Yes
Exclusive Bio Clean Filter™ Pop Up Filter Basket	50 sq. ft.
Spa Light (12V)	Yes
Exclusive Automatic Winterizing System	Yes
Exclusive "Green Pack" 40/50 Amp Equipment <small>(Only Available with 2 pump system) (N/A with XL Option in Classic Series)</small>	Yes
<b>Equipment &amp; Electrical</b>	<b>5100 Equipment with Oval Topside</b>
Flow-Through Heater (5.5kw)	Yes
Wall Drain	Yes
Pressure Treated Cabinet Frame	Yes
Cal Choice Cabinet Panels	Yes
Cover, Basic 4" Taper to 2.5"	Yes
Standard Bottom Tray	Yes
UL , CEC and VGB Approved	Yes
Warranty (Structural)	3 Years
Warranty (Finish)	3 Years
Warranty (Parts)	3 Years
Warranty (Labor)	3 Years

## AVAILABLE OPTIONS

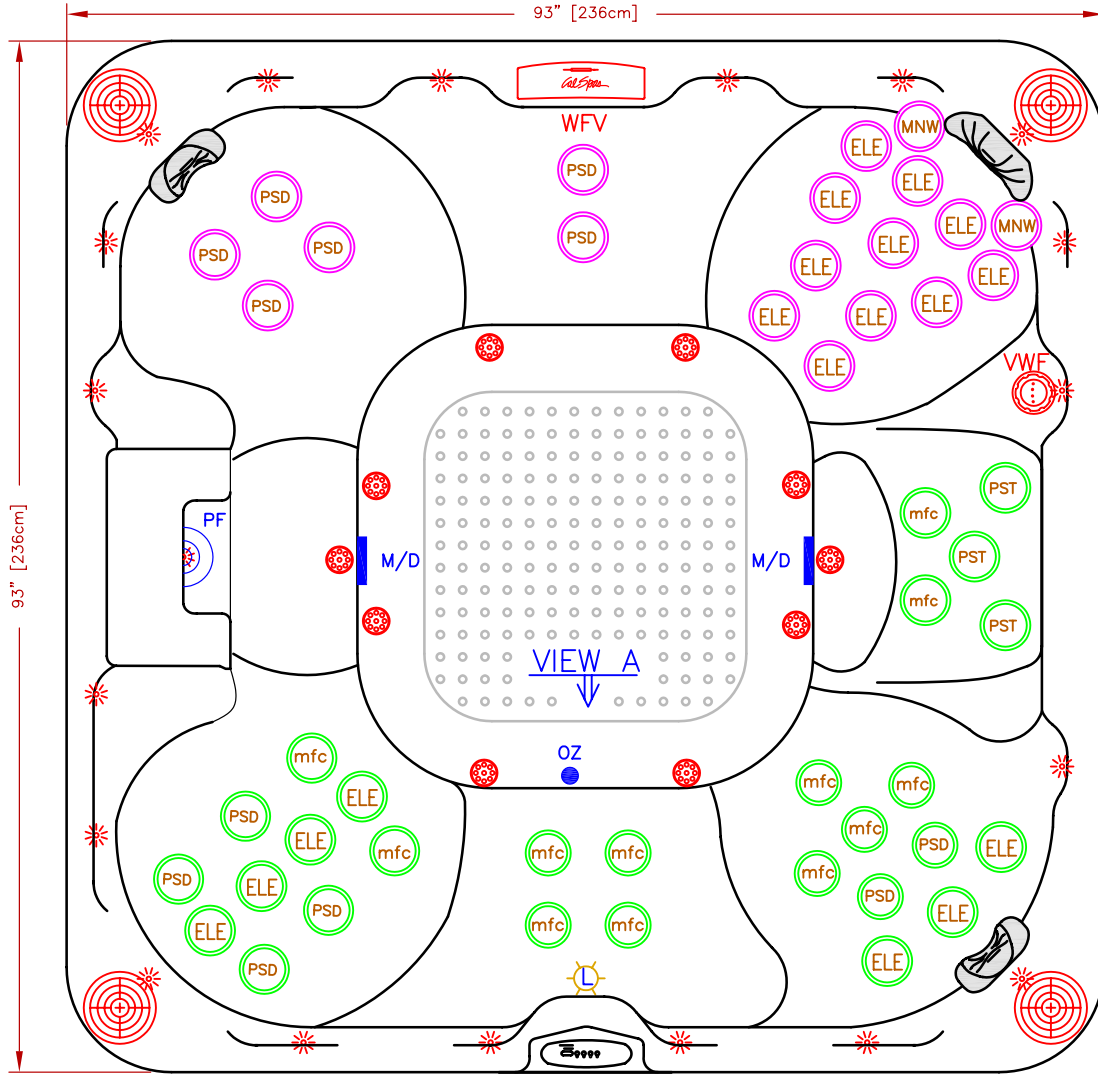
SHELL	
Standard Colors	Opt-211
Cover, Standard 5" Taper to 3"	Opt-136
Cover, Deluxe 5" Taper to 3"	Opt-133
Extended Adjustable Cover Straps (up to 391/2" Cabinet)	ACC01800700
<b>CABINET</b>	
ABS Bottom Tray (Adds approx. 2-3" in height)( 7' or 8' only)	OPT-247
Top Rail <small>(N/A on Cal Wicker &amp; Cal Choice Cabinets ; Adds approx 3" in width)</small>	OPT-991
Full Foam Insulation	Opt-600
Thermo-Layer Cabinet	Opt-829
2 Corner Side Cabinet Lighting (Cal Preferred cabinets only)	Opt-863-2
4 Corner Side Cabinet Lighting (Cal Preferred cabinets only)	Opt-863-4
2 Corner Under Cabinet Lighting (Cal Preferred cabinets only)	Opt-864-2
4 Corner Under Cabinet Lighting (Cal Preferred cabinets only)	Opt-864-4
2 Corner Illumipanel Cabinet Lighting (Cal Preferred cabinets only)	Opt-866-2



## AVAILABLE OPTIONS

CABINET (continued)	
4 Corner Illumipanel Cabinet Lighting (Cal Preferred cabinets only)	Opt-866-4
Cal Preferred Cabinet Panel	OPT-989
Cal Design Cabinet Panel (N/A with Top rail)	Opt-977-D
Cal Stone Cabinet (Gold / Platinum)	Opt-955
Cal Wicker Cabinet (Smoke) (N/A with Top rail)	Opt-971
<b>PLUMBING</b>	
Stainless Steel Cobalt Blue Jets	OPT417-BLU-2
Waterfall, Cascade (WFV)	Opt-329
Waterfall, Vertical (VWF)	Opt-331
Cabinet Accessible Drain Valve	Opt-129
Turbo Air Injection (Adds 10 Air Jets)	Opt-800F2
<b>EQUIPMENT</b>	
Exclusive Pure XL™ System <small>(6200 Equip. Pack, XI Heater, Spa Cal Filtration, UV Light)</small>	OPT-190-2
Exclusive Cal-Clarity™ Bromine Generator	Opt-911
Exclusive 24 Hr + Filtration™	OPT-112
Exclusive Spa Cal Filtration™	OPT-110
Spa LED light	Opt-860
LED Perimeter / Waterline Lighting	Opt-860T
Stereo System iPod Station Only with Four (4) 6" Speakers	Opt-S101
Stereo System CD player, MP3 with Four (4) 6" Speakers	Opt-S105
Marine Stereo System CD player, MP3 with Four (4) 6" Speakers	Opt-S115
Freestanding 32" Outdoor LCD TV with Swivel & Remote	ELE09306000
"iSound" Remote iPod Dock with Portable Speaker	ELE09307000
Subwoofer (N/A on 2 speakers system)	Opt-196
<b>RECOMMENDED ACCESSORIES</b>	
Rock-It Cover Lift (Undermount)	ACC01601020
Comfort Steps Mist(Mi), Smoke(S) or Mahogany(M)	ACCOHS2( )
Cantilever Umbrella with Cross Base Rust(R), Navy(N) or Cream( )	ACC01800600( )
Cantilever Umbrella with Flat Base Rust(R), Navy(N) or Cream( )	ACC01800610( )
Starter Chemical Kit ( Bromine or Chlorine)	CHE07000290-B CHE07000295-C

LINE	VICTORY EXT.
MODEL	VX848B
NUM	



**OPTIONS**

= WATERFALL W/VALVE (WVF)

= STEREO SYSTEM (INCLUDES 4 SPEAKERS)

= TOP LED CONFIGURATION = AIR INJECTORS

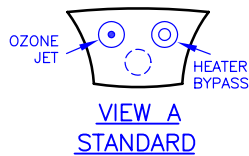
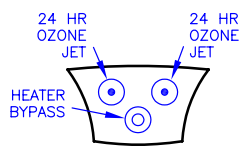
= VERTICAL WATERFALL (VWF)

NOTE:  
AMOUNT OF LEDS INCREASES WHEN A STEREO SYSTEM IS ADDED TO A TOP LED CONFIGURATION SCALE: N/A

**48 JETS LEGEND**

QTY.	SYMB.	DESCRIPTION	
12	(PSD)	POLYSTORM DIRECTIONAL-6 SPOKE (PLU21703661)	
12	(mfc)	MICRO FLOW DIRECTIONAL-6 SPOKE (PLU21703664)	
18	(ELE)	EURO LESS EYEBALL-6 SPOKE (PLU21703663)	
3	(PST)	POWER STORM TWISTER-6 SPOKE (PLU21703665)	
2	(MNW)	NECK STORM TWISTER-6 SPOKE (PLU21703628)	
1	(OZ)	OZONE	
1	(L)	LIGHT	
2	(M/D)	MAIN DRAIN	
1	(PF)	POP-UP FILTER (50 SQ.FT.)	

**US/INTERNATIONAL**



SPECIFICATIONS	
DIMENSIONS	93" X 93" X 39 1/2" [236cmX236cmX100cm]
WATER CAP.	450 GAL [1,703 L]
APP. WEIGHT	900 LBS [408 Kg]



TITLE  
**2010 SPA LINE  
VICTORY EXTREME SERIES  
VX848B**

DWG NO.	DWG BY S. LINARES
DATE 11/18/09	REVISED

NOTE:  
DUE TO OUR CONTINUOUS IMPROVEMENT PROGRAM, ALL MODELS AND SPECIFICATIONS ARE SUBJECT TO CHANGE WITHOUT NOTICE.